


## Perturbation Free “beam invisible“ Reference Signal Chamber for Relative Dosimetry

# Stealth<sup>Chamber</sup><sup>™</sup>


**NEW!**

Now for larger field sizes up to 40 x 40 cm



### Unique Transparent Chamber Design

The patent pending application allows “beam invisible“ reference signal measurements.



## Unique innovative design

### Unique Efficiency

- Avoid frequent walks into the linac room and **save 2 hours each commissioning day**<sup>1</sup>
- Mounted Stealth<sup>Chamber</sup> design does not require frequent repositioning as previously required for every field size change using standard reference chambers

### Uncompromised Accuracy

- Leverage continuous scanning efficiency without compromising measurement accuracy
- Excellent reproducible reference signal quality even for SRS / SBRT fields

### Universal Plug & Play

- Ready to use without additional system upgrades or modifications

<sup>1</sup> Typical time saving with Stealth<sup>Chamber</sup> based commissioning of a most used TPS: Calculation based on a typical amount of 55 times repositioning of a conventional reference chamber for a typical measurement of PDDs, HW-Profiles, in-plane and cross-plane profiles for 2 photon energies. Average time for entering LINAC vault for chamber repositioning was estimated to be 2 min. Values are examples and can vary depending on your commissioning needs.



# Stealth<sup>Chamber</sup><sup>TM</sup>

## Unique Design – Unique Benefits


### Your Advantage:

- **2 hours of time saved;** no need to change chambers. Keep your Stealth<sup>Chamber</sup> in place for all SRS/SBRT field sizes
- **Workflow efficiency:** Dramatically reduced number of excursions into the linac room for chamber re-positioning
- **Extra stable reference signal:** Reduced instantaneous fluctuations or drifts in the incident beam output especially in highly fluctuation-sensitive small fields
- **Flexibility:** Mounting plates for Varian & Elekta




**Easy Attachment:** The IBA Stealth<sup>Chamber</sup> is easily attached to the linac accessory tray and remains mounted throughout your measurements.

Chamber and field size displayed in real size:



1 x 1 cm



Stealth Chamber for stereotactic cones (e.g. BrainLAB Novalis)



**Conventional reference chamber:** Overcome the need to frequently reposition conventional reference chambers especially for small fields.

**Unique Stealth<sup>Chamber</sup>:** Always have your reference signal measured regardless of field size! The transparent Stealth<sup>Chamber</sup> design enables perturbation-free high-quality measurements in the most efficient way.

**Stealth<sup>Chamber</sup> in combination with Razor Detector makes Your Perfect Package for Small Field Dosimetry!**

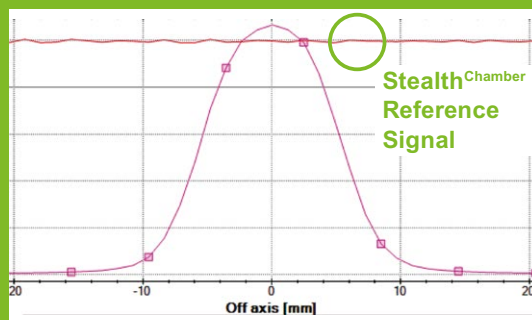
“ The new IBA Stealth Reference Chamber is saving us enormous amounts of time. The scans we performed with the Stealth<sup>Chamber</sup> were outstanding. It was very obvious that the scans were much smoother with less disturbance, allowing us to speed up scanning motion. Also, due to the hidden chamber we don't have to go back in the vault to reposition, thus saving additional time. ”

LUIS ALBERTO VAZQUEZ QUINO, PHD;  
MARK DEWEESE, MS  
MEDICAL PHYSICISTS AT MID-SOUTH RADIATION PHYSICS, INC.

### CONTACT

[dosimetry-info@iba-group.com](mailto:dosimetry-info@iba-group.com)  
Europe, Middle East, Africa | Tel.: +49 9128 607 0  
North America, Latin America | Tel.: +1 901 386 2242  
Asia Pacific | Tel.: +86 10 8080 9288

[iba-dosimetry.com](http://iba-dosimetry.com)



Profile of 1x1 cm field size measured with Stealth<sup>Chamber</sup> in continuous measurement mode.

**Stealth<sup>Chamber</sup> White Paper**  
Stereotactic Beam Characterization  
using the IBA Stealth Reference Detector  
Download from [iba-dosimetry.com](http://iba-dosimetry.com)

Protect,  
enhance  
and save  
lives

