




## QA Solutions for the Accuray<sup>®</sup> TomoTherapy<sup>®</sup> Platform

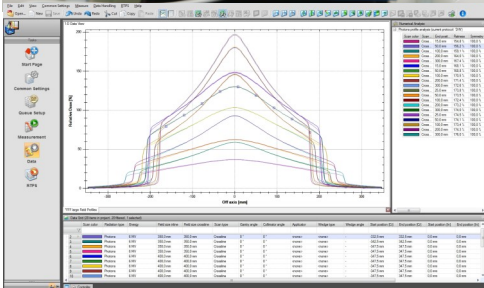
IBA Dosimetry provides a range of advanced Quality Assurance solutions dedicated and proven for the TomoTherapy<sup>®</sup> and Radixact<sup>®</sup> System.



### 3D Water Phantom for Installation & Periodic QA

Blue Phantom Helix is dedicated for full 3D scanning of all needs of the TomoTherapy System.

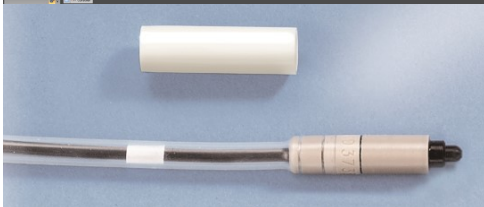
Based on the proven Blue Phantom 2 this water phantom enables fast and accurate installation and QA work optimized for TomoTherapy. Common Control Unit included.



### Beam Scanning and Analysis Software

Dedicated software for efficient Blue Phantom Helix beam scanning and for the analysis of scanned beams. Including:

- myQA Platform with myQA Accept scanning software
- Adaptive Scan Optimization feature for fastest scanning with optimal resolution
- RTPS data conversion module to TomoTherapy



### Detectors for Water Phantom scanning

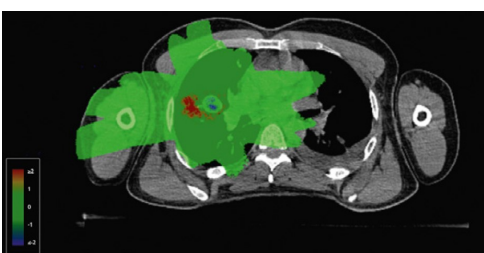
Advanced ionization chamber detector set for the Blue Phantom Helix including cables and connectors:

- CC04 Ionization Chamber for measurements of small fields and high dose gradients
- DCT10-RS Ionization Chamber recommended for reference channel measurements with Blue Phantom Helix



### Daily Morning QA

myQA Daily for daily morning quality assurance of the TomoTherapy and Radixact System. The solution combines high efficiency with high accuracy. Wireless detector and software included.



### Monte Carlo Secondary Dose Check and Plan QA

SciMoCa<sup>™</sup> enables independent plan QA by accurate Monte Carlo dose calculations. The automatic workflow identifies TPS dose discrepancies with minimal effort and instantaneous feedback regarding achievement of planning objectives in DVH and patient anatomy.

